

Scaled data based on original data using  
LM-79-08 Approved Method: Electrical and Photometric Measurements of Solid-  
State Lighting Products

Test Report Prepared for  
Cooper Lighting Solutions  
(formerly Eaton)

Brand: McGRAW-EDISON

Report Number: P200371

Luminaire Tested: **GPC-AF-01-LED-E1-T4W-7050-600**

Issue Date: 3/3/2020

**Test Information**

Test Method: LM-79-08  
Report Number: P200371  
TEST IS SCALED FROM IESNA LM-79-08 TEST DATA (P24147)  
Test Lab: INNOVATION CENTER P2  
Issue Date: 3/3/2020  
Manufacturer: COOPER LIGHTING SOLUTIONS (FORMERLY EATON)  
Product Line: MCGRAW-EDISON  
Catalog Number: GPC-AF-01-LED-E1-T4W-7050-600  
Description: GALLEON PEDESTRIAN LUMINAIRE  
(1) 70 CRI, 5000K, 615mA LIGHTSQUARE WITH 16 LEDS EACH AND TYPE IV WIDE OPTICS  
Light Source: -  
Ballast/Driver: ELECTRONIC DRIVER

**Summary**

Lumens per Lamp: N/A  
Luminaire Lumens: 4159 lumens  
Efficiency: N/A  
Efficacy: 122.3 lumens/watt  
Luminous Opening: Rectangular (W 0.5' x L: 0.5' x H: 0')  
IES Classification: Type IV - Short - Semi-Cutoff  
BUG Rating: B1 - U0 - G1

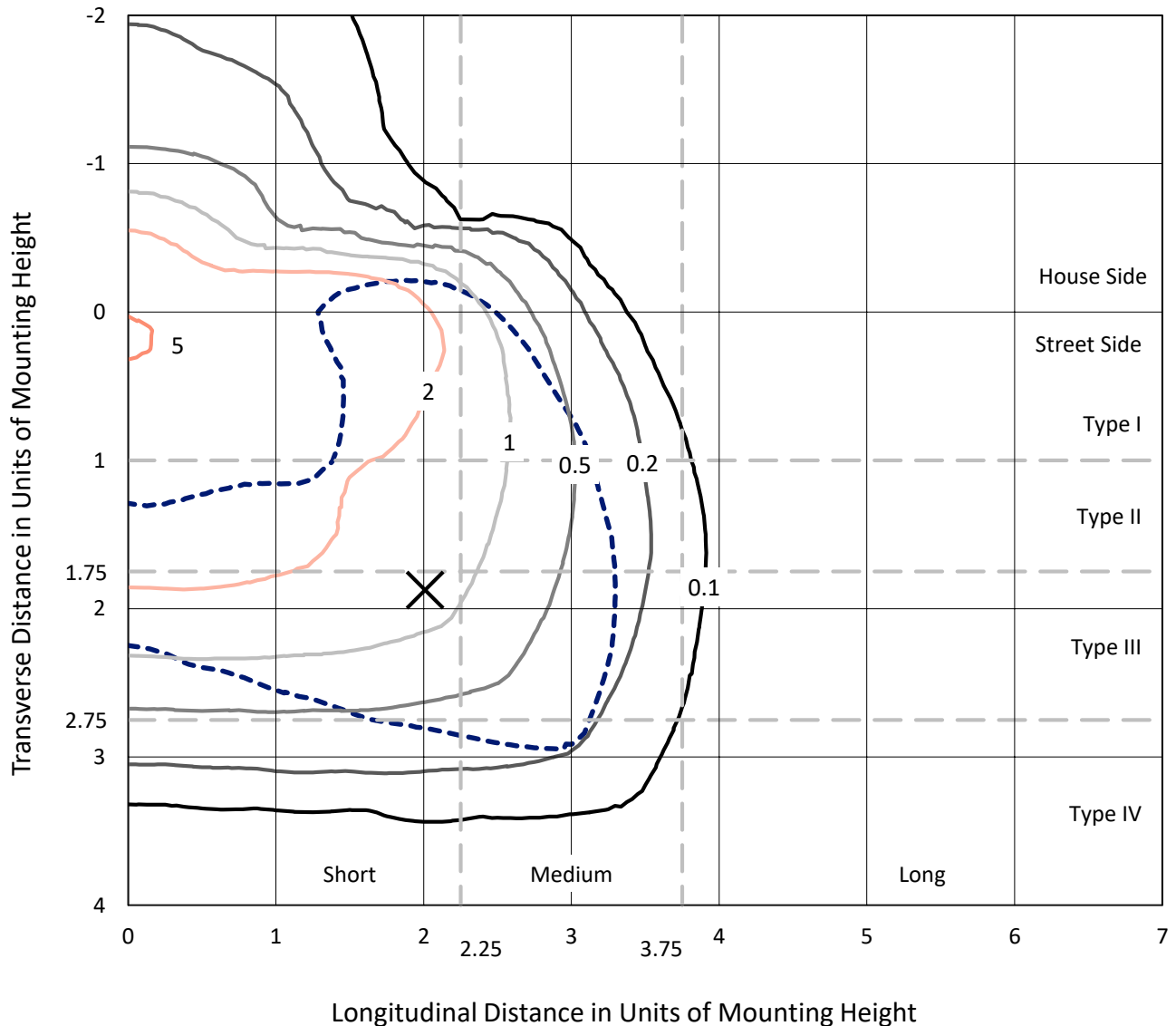
Input Watts (W): 34  
Input Voltage (V): NR  
Input Current (Ain): NR  
Voltage Rise (V): NR  
Power Factor: NR  
Total Harmonic Distortion (THDi): NR  
Frequency (hertz): 60  
Stabilization Time: NR  
Operation Time: NR  
Ambient Temperature (°C): NR  
Test Distance: 25 FT



REPORT NUMBER: P200371  
 CATALOG NUMBER: GPC-AF-01-LED-E1-T4W-7050-600

### Iso-Footcandle Lines of Horizontal Illumination

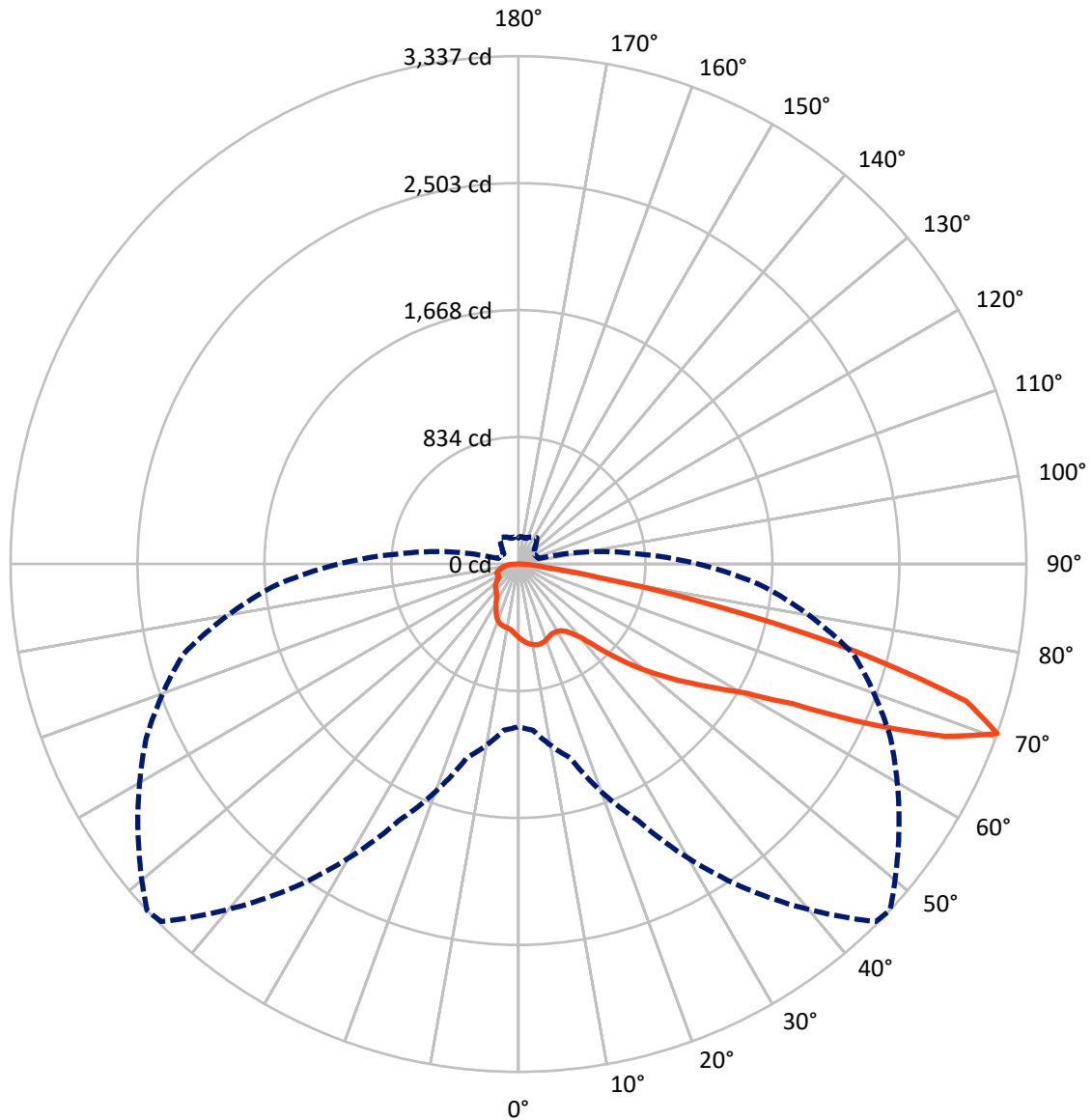
× Max cd  
 - - - 1/2 Max cd



Based on 10 foot mounting height. Maximum calculated value = 5.6 fc  
 Type IV - Short - Semi-Cutoff

REPORT NUMBER: P200371  
CATALOG NUMBER: GPC-AF-01-LED-E1-T4W-7050-600

### Luminous Intensity Polar Plot



— Vertical Plane Through 47-Deg Lateral    - - - Horizontal Cone Through 70-Deg Vertical

REPORT NUMBER: P200371

CATALOG NUMBER: GPC-AF-01-LED-E1-T4W-7050-600

**FLUX DISTRIBUTION:**

		Downward	Upward	Total
<b>House Side</b>	Lumens	867.7	0.0	867.7
	% Fixture	20.9	0.0	20.9
<b>Street Side</b>	Lumens	3291.4	0.0	3291.4
	% Fixture	79.1	0.0	79.1
<b>Total</b>	Lumens	4159.0	0.0	4159.0
	% Fixture	100.0	0.0	100.0

**Coefficient of Utilization**

**ZONAL LUMENS:**

Zone	Lumens	% Fixture
0°-10°	46.2	1.1
10°-20°	135.7	3.3
20°-30°	200.3	4.8
30°-40°	291.2	7.0
40°-50°	524.0	12.6
50°-60°	907.8	21.8
60°-70°	1295.6	31.2
70°-80°	665.1	16.0
80°-90°	93.1	2.2
90°-100°	0.0	0.0
100°-110°	0.0	0.0
110°-120°	0.0	0.0
120°-130°	0.0	0.0
130°-140°	0.0	0.0
140°-150°	0.0	0.0
150°-160°	0.0	0.0
160°-170°	0.0	0.0
170°-180°	0.0	0.0
0°-90°	4159.0	100.0
0°-180°	4159.0	100.0



REPORT NUMBER: P200371

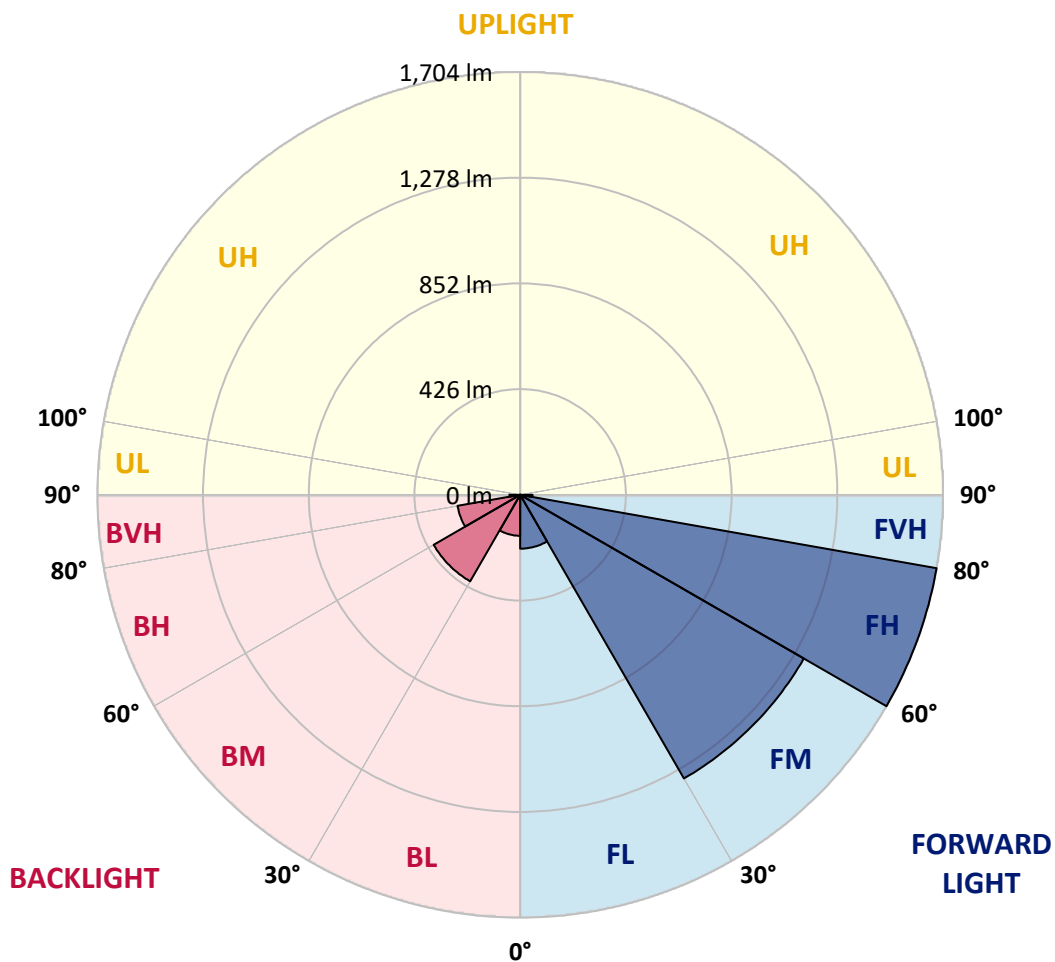
CATALOG NUMBER: GPC-AF-01-LED-E1-T4W-7050-600

**LUMINAIRE CLASSIFICATION SYSTEM LUMEN TABLE AND BUG RATING:**

Zone		Lumens	% Fixture	Zone Rating/Lumen Limit		
				B	U	G
FL	(0°-30°)	217.0	5.2			
FM	(30°-60°)	1320.2	31.7			
FH	(60°-80°)	1704.5	41.0			G1/1800
FVH	(80°-90°)	49.7	1.2			G1/100
BL	(0°-30°)	165.2	4.0	B1/500		
BM	(30°-60°)	402.7	9.7	B1/1000		
BH	(60°-80°)	256.3	6.2	B1/500		G1/500
BVH	(80°-90°)	43.4	1.0			G1/100
UL	(90°-100°)	0.0	0.0		U0/0	
UH	(100°-180°)	0.0	0.0		U0/0	

**BUG Rating: B1-U0-G1**

Type IV Short





REPORT NUMBER: P200371

CATALOG NUMBER: GPC-AF-01-LED-E1-T4W-7050-600

**CANDELA DISTRIBUTION (FULL):**

	0°	5°	15°	25°	35°	45°	47°	55°	65°	75°	85°
0°	482.6	482.6	482.6	482.6	482.6	482.6	482.6	482.6	482.6	482.6	482.6
2.5°	510.9	509.9	509.5	508.7	507.7	502.6	501.6	498.0	492.9	487.6	482.2
5°	544.5	544.3	542.1	538.0	531.5	520.4	517.8	508.9	496.9	485.4	473.9
7.5°	574.0	572.2	568.0	559.9	548.5	533.4	529.7	517.4	501.0	485.2	469.6
10°	595.7	594.7	585.4	574.2	559.5	542.7	538.4	524.7	506.7	486.6	467.2
12.5°	608.0	606.0	595.3	581.9	564.3	547.9	543.7	529.7	509.5	486.6	463.8
15°	607.2	605.8	595.1	580.5	562.7	548.3	544.5	530.5	508.9	484.6	459.3
17.5°	591.0	591.6	582.5	568.2	553.6	542.7	539.2	526.3	504.8	480.6	454.0
20°	562.7	565.5	559.5	546.7	538.6	531.1	528.9	518.0	498.6	474.7	448.4
22.5°	534.4	537.0	534.6	523.9	522.6	518.2	517.0	509.1	493.1	471.0	444.9
25°	513.5	516.0	515.6	506.2	509.9	509.7	508.7	504.8	491.9	471.0	445.5
27.5°	507.9	508.7	507.9	499.4	504.4	508.5	507.7	507.1	495.5	476.9	453.2
30°	527.3	526.1	519.8	502.6	507.3	512.9	512.1	512.5	506.4	492.3	470.4
32.5°	604.8	599.3	579.5	531.1	518.8	521.8	522.2	528.9	529.9	516.0	497.1
35°	720.7	714.7	689.0	607.6	554.6	544.1	544.1	554.2	560.3	550.0	538.6
37.5°	843.5	836.9	823.1	713.6	629.9	582.7	581.7	588.8	597.5	599.9	602.8
40°	983.2	976.1	979.9	832.6	734.9	649.7	635.3	630.3	653.8	669.3	692.0
42.5°	1135.9	1132.7	1134.1	965.1	854.5	749.9	729.4	703.3	731.7	759.4	806.9
45°	1277.4	1280.2	1278.8	1107.0	987.6	872.1	850.4	799.8	827.6	875.1	952.6
47.5°	1401.2	1389.4	1407.7	1262.0	1136.7	1008.9	982.1	914.4	942.5	1001.2	1132.3
50°	1551.5	1549.9	1523.2	1468.8	1317.0	1146.2	1111.2	1032.7	1076.4	1158.0	1358.7
52.5°	1709.5	1680.2	1655.7	1629.6	1508.2	1287.1	1244.2	1150.7	1233.9	1336.4	1634.7
55°	1741.9	1728.8	1759.1	1803.0	1692.5	1433.4	1383.4	1298.6	1411.1	1540.4	1953.0
57.5°	1811.1	1810.9	1873.6	1951.9	1882.3	1588.5	1538.2	1477.3	1610.4	1774.1	2290.9
60°	1857.9	1871.0	1987.6	2139.5	2068.7	1767.8	1721.5	1683.4	1837.0	2035.3	2605.7
62.5°	1882.3	1900.1	2059.2	2215.6	2332.1	2066.3	2019.9	1965.1	2136.9	2321.8	2789.8
65°	1780.6	1815.6	2048.1	2281.3	2562.8	2550.1	2529.2	2432.9	2511.8	2548.2	2723.3
67.5°	1498.9	1534.7	1805.5	2220.0	2727.5	3016.6	3021.1	2856.6	2742.5	2567.7	2289.6
70°	1067.9	1096.1	1320.0	1861.3	2602.1	3321.6	3336.7	3051.8	2696.5	2277.1	1599.7
72.5°	507.1	524.3	736.3	1211.4	2064.8	3043.3	3072.7	2802.6	2292.9	1685.9	872.7
75°	186.4	191.6	248.9	515.4	1197.6	2244.3	2278.9	2009.0	1520.0	839.3	332.4
77.5°	111.7	115.1	139.6	217.5	471.0	1282.8	1334.0	1092.6	664.3	312.4	163.5
80°	78.1	80.5	100.2	135.4	222.6	488.8	534.4	446.0	264.7	197.7	119.0
82.5°	52.8	54.0	70.4	91.5	147.9	174.6	188.4	198.3	178.5	147.1	75.5
85°	34.6	35.8	47.8	60.3	94.1	90.2	92.3	116.7	130.3	100.0	41.9
87.5°	19.8	20.6	28.7	32.2	46.1	38.2	38.6	61.5	83.4	67.4	25.5
90°	0.0	0.0	0.0	0.0	0.0	0.0	0.0	0.0	0.0	0.0	0.0



REPORT NUMBER: P200371

CATALOG NUMBER: GPC-AF-01-LED-E1-T4W-7050-600

**CANDELA DISTRIBUTION (continued):**

	90°	95°	105°	115°	125°	135°	145°	155°	165°	175°	180°
0°	482.6	482.6	482.6	482.6	482.6	482.6	482.6	482.6	482.6	482.6	482.6
2.5°	480.8	478.1	472.3	468.6	465.2	464.4	462.9	462.7	462.5	462.5	461.9
5°	470.0	465.6	456.5	451.4	447.2	446.8	446.6	447.6	448.0	448.4	447.8
7.5°	463.1	457.1	445.7	438.5	433.4	432.2	434.2	438.9	441.9	443.1	442.5
10°	458.9	451.4	438.3	430.4	426.1	425.5	428.1	433.6	439.9	442.3	442.1
12.5°	454.0	445.5	431.6	423.3	420.9	422.1	425.5	430.6	437.0	440.9	441.1
15°	449.2	439.3	424.9	417.6	416.6	418.2	421.5	425.3	430.4	434.2	434.6
17.5°	443.3	433.0	418.6	411.1	410.3	411.1	411.4	413.4	416.6	420.3	421.3
20°	437.0	426.5	411.6	404.1	400.4	397.2	393.5	393.9	395.0	398.6	399.4
22.5°	432.6	422.1	406.1	395.8	386.1	376.3	369.1	368.1	368.5	371.5	372.5
25°	433.0	421.9	404.7	386.9	365.6	350.0	340.3	338.7	338.5	340.7	342.2
27.5°	440.9	429.8	409.9	377.8	343.4	320.3	310.0	308.8	307.1	307.8	309.4
30°	458.5	448.2	422.7	368.5	319.3	291.2	280.4	279.2	277.0	276.0	277.2
32.5°	487.2	478.7	441.3	359.6	295.2	266.3	255.3	252.7	251.3	250.1	251.1
35°	535.0	531.3	466.2	349.8	274.0	247.1	237.1	233.1	231.1	233.3	234.9
37.5°	609.8	611.9	498.8	334.7	257.6	234.3	226.0	221.4	218.3	220.1	222.0
40°	715.9	717.3	534.8	313.2	243.4	226.8	217.9	213.7	209.4	206.2	206.0
42.5°	855.1	840.7	570.2	289.9	227.0	222.2	212.3	207.0	200.5	191.6	189.8
45°	1020.2	969.8	597.1	263.2	208.6	216.5	206.0	198.7	188.6	178.9	177.9
47.5°	1210.4	1108.4	610.2	235.5	191.4	208.2	198.3	186.8	174.0	169.2	168.5
50°	1442.7	1272.9	616.5	208.6	176.4	197.3	187.2	173.6	162.9	161.9	161.3
52.5°	1707.1	1470.8	618.5	186.6	164.1	183.1	178.1	164.9	156.4	157.2	157.2
55°	1983.9	1675.1	591.0	170.6	152.8	168.5	172.0	161.5	154.4	157.6	158.8
57.5°	2238.0	1856.2	504.4	158.2	142.0	157.4	169.8	164.7	159.8	173.0	173.8
60°	2433.1	1963.3	376.8	147.1	134.1	153.6	175.6	177.0	178.3	209.6	213.9
62.5°	2474.0	1927.7	259.0	138.4	130.5	156.8	186.4	186.6	185.1	207.0	209.6
65°	2286.4	1702.5	188.4	133.5	127.5	162.7	195.5	191.2	181.9	198.5	193.6
67.5°	1815.8	1282.6	156.8	129.9	123.0	162.3	205.2	195.5	180.1	194.4	186.6
70°	1178.6	775.6	139.6	126.9	117.8	154.6	210.8	195.1	174.8	180.9	171.6
72.5°	575.0	346.8	128.1	122.4	112.3	143.9	210.6	191.4	169.4	169.0	163.9
75°	225.0	158.8	117.6	115.7	103.0	131.7	205.0	186.1	162.9	156.4	154.6
77.5°	131.7	113.3	104.2	105.8	91.9	119.6	196.7	177.0	154.0	146.3	144.3
80°	95.9	84.8	88.8	91.5	78.5	107.4	185.5	165.9	144.1	147.9	145.1
82.5°	61.5	54.6	72.0	74.7	65.4	95.1	173.4	154.2	130.1	118.2	115.3
85°	31.4	34.6	53.6	56.9	50.4	78.1	158.6	138.6	114.3	98.3	100.0
87.5°	17.6	23.7	34.2	38.2	35.6	60.1	128.7	114.3	93.3	75.9	66.8
90°	0.0	0.0	0.0	0.0	0.0	0.0	0.0	0.0	0.0	0.0	0.0

(END OF REPORT)